



HOW TO GET A DIGITAL NHS COVID PASS

Supporters can follow the steps below to get their digital NHS Covid pass.

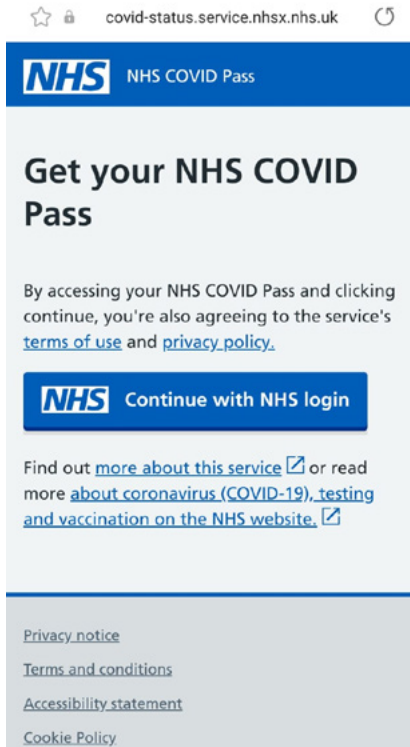
Please note, if you do not have access to a smartphone, tablet or computer you can still obtain an NHS Covid pass through this method.

However, if you know someone who does have a smartphone, tablet or computer then they can complete this process with you as well as download and print a copy of your pass, which you can then continue to use.

Please read below for more instructions.

1. Using your smartphone, tablet or computer, visit **www.covid-status.service.nhsx.nhs.uk**

2. Click 'Continue with NHS login'.



The screenshot shows a mobile browser interface for the NHS COVID Pass service. At the top, the address bar displays 'covid-status.service.nhsx.nhs.uk' with a star icon on the left and a refresh icon on the right. Below the address bar is a blue header with the NHS logo and the text 'NHS COVID Pass'. The main content area has a light blue background and features the heading 'Get your NHS COVID Pass' in large, bold, black text. Below the heading, a paragraph explains that by accessing the service and clicking 'continue', users agree to the service's terms of use and privacy policy, with links provided for each. A prominent blue button with the NHS logo and the text 'Continue with NHS login' is centered below this text. Further down, another paragraph offers links to learn more about the service, coronavirus (COVID-19) testing and vaccination, and the NHS website. At the bottom of the page, a grey footer contains links for 'Privacy notice', 'Terms and conditions', 'Accessibility statement', and 'Cookie Policy'.

covid-status.service.nhsx.nhs.uk

NHS NHS COVID Pass

Get your NHS COVID Pass

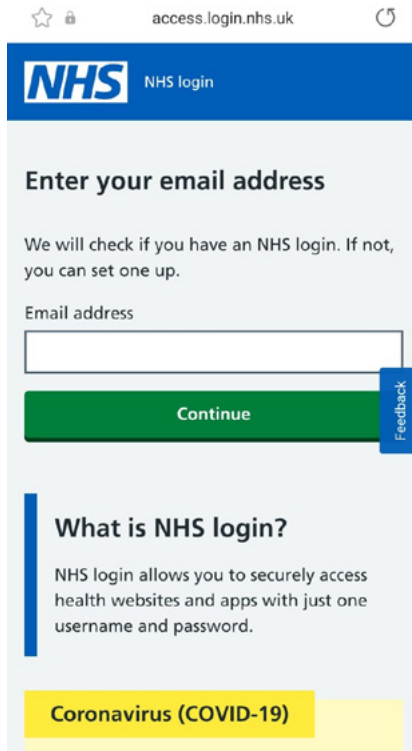
By accessing your NHS COVID Pass and clicking continue, you're also agreeing to the service's [terms of use](#) and [privacy policy](#).

NHS Continue with NHS login

Find out [more about this service](#) or read more [about coronavirus \(COVID-19\), testing and vaccination on the NHS website](#).

[Privacy notice](#)
[Terms and conditions](#)
[Accessibility statement](#)
[Cookie Policy](#)

3. Enter your email address when prompted and click continue.

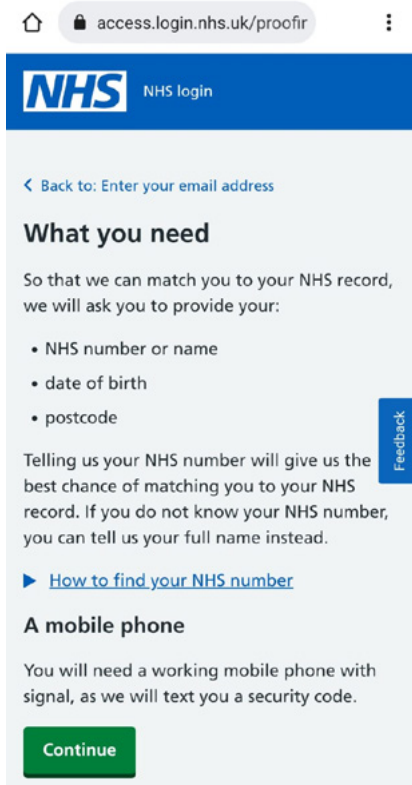


The screenshot shows the NHS login interface. At the top, there is a browser address bar with a star icon, a lock icon, the URL "access.login.nhs.uk", and a refresh icon. Below the browser bar is a blue header with the NHS logo and the text "NHS login". The main content area has a light blue background and contains the following elements:

- A heading: "Enter your email address"
- A paragraph: "We will check if you have an NHS login. If not, you can set one up."
- A label: "Email address"
- An empty text input field.
- A green "Continue" button.
- A blue "Feedback" button on the right side of the "Continue" button.
- A section titled "What is NHS login?" with a blue vertical bar to its left. The text below reads: "NHS login allows you to securely access health websites and apps with just one username and password."
- A yellow banner at the bottom with the text "Coronavirus (COVID-19)".

If you do not have an NHS login, you will be asked to set up your account.

4. If you do not have an account already, you will be asked to provide the below information. Follow the steps to set up your password and set up your account.



The screenshot shows a mobile browser interface for the NHS login page. At the top, the address bar displays 'access.login.nhs.uk/proofir'. Below the address bar is a blue header with the NHS logo and the text 'NHS login'. A link labeled '< Back to: Enter your email address' is positioned above the main content. The main content is titled 'What you need' and explains that the user must provide their NHS number or name, date of birth, and postcode to be matched to their NHS record. It also offers an alternative: providing the full name if the NHS number is unknown. A blue button labeled 'Continue' is at the bottom. A vertical 'Feedback' button is on the right side.

access.login.nhs.uk/proofir

NHS NHS login

[< Back to: Enter your email address](#)

What you need

So that we can match you to your NHS record, we will ask you to provide your:

- NHS number or name
- date of birth
- postcode

Telling us your NHS number will give us the best chance of matching you to your NHS record. If you do not know your NHS number, you can tell us your full name instead.

▶ [How to find your NHS number](#)

A mobile phone

You will need a working mobile phone with signal, as we will text you a security code.

[Feedback](#)

[Continue](#)


If you already have an NHS login:

5. Enter your password. You will then be directed to check your mobile phone and enter the security code received.



The screenshot shows a mobile browser interface for the NHS login page. At the top, the address bar displays 'access.login.nhs.uk/log-in-f' with a lock icon and a home icon. Below the address bar is a blue header with the NHS logo and the text 'NHS login'. A back arrow and the text '< Back to: Enter your email address' are visible. The main heading is 'Enter your password' in bold black text, followed by the instruction 'Enter your password to log in.' Below this is a blue arrow icon and a link that reads '> I don't remember my password'. A password input field is shown with the label 'Password' and contains a series of black dots. To the right of the input field is a 'Show' button. At the bottom left, there is a link for '<u>Forgotten password?</u>'. A large green 'Continue' button is at the bottom center. On the right side, there is a vertical blue 'Feedback' button.

6. When completed, click 'Domestic'.



The screenshot shows a mobile browser interface for the NHS COVID Pass service. At the top, the address bar displays 'l-status.service.nhsx.nhs.uk'. Below this is a blue header with the NHS logo, the text 'NHS COVID Pass', and a 'Menu' button. The main content area has a light grey background and features the heading 'Get your NHS COVID Pass'. Below the heading is a sub-heading: 'Use this service to view and share proof of your COVID-19 status.' There are two white-bordered boxes with rounded corners. The first box is titled '[Domestic](#)' and contains the text: 'You may need to show your NHS COVID Pass at places that have chosen to use the service.' The second box is titled '[Travel](#)' and contains the text: 'You may need to share your NHS COVID Pass when travelling abroad'.

l-status.service.nhsx.nhs.uk

NHS NHS COVID Pass Menu

Get your NHS COVID Pass

Use this service to view and share proof of your COVID-19 status.

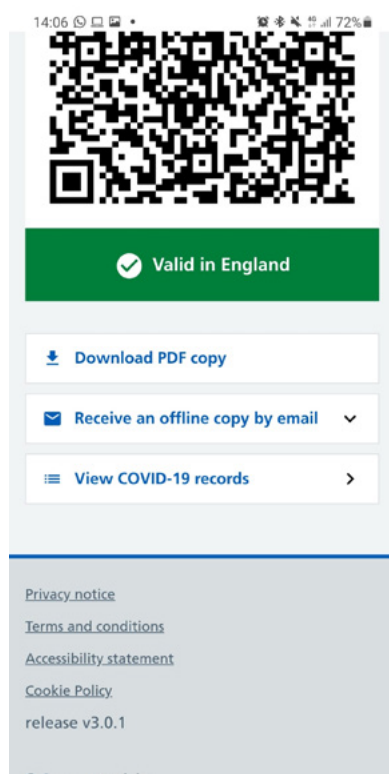
[Domestic](#)

You may need to show your NHS COVID Pass at places that have chosen to use the service.

[Travel](#)

You may need to share your NHS COVID Pass when travelling abroad

7. View your COVID pass. Under your pass, you can click 'Download pdf' copy or 'Receive an offline copy by email'. You can then print a copy to bring with you on the day.





WHAT IS A COVID PASS?

In anticipation of the upcoming introduction of the NHS COVID pass on October 11, Swansea City are continuing to encourage supporters to get prepared.

The anticipated introduction of the new legislation in Wales will mean that people aged 18 or over who are attending any event with more than 10,000 people must present an NHS COVID pass.

When introduced, the NHS COVID pass will be Welsh legislation and therefore we are legally bound to comply. This will encompass all supporters, regardless of their vaccination status and will be enforced by the club.

The below information details more about what the NHS COVID pass is and how to obtain one.



Supporters are encouraged to visit **www.swanseacity.com/covid-pass** to keep up to date with the requirements to attend the Swansea.com Stadium.

What is the NHS COVID pass?

The NHS COVID pass is deemed as one of the following:

- A digital NHS COVID pass
- A paper NHS COVID pass
- A recent negative Lateral Flow Test (LFT) result

How can I get a pass? Digital NHS COVID Pass

Supporters who are fully vaccinated can prepare by signing up for their NHS COVID pass via a computer, tablet or mobile phone.

To register for the digital pass, you must have photographic ID. If you do not, you must request a paper NHS COVID pass.


Click **[HERE](#)** to sign up for the digital pass.



The pass is a QR code, which looks like the below:

Your NHS COVID Pass expires
3 November 2021 at midday



 Valid in England

 [Download PDF copy](#)

Supporters who decide to make use of the digital NHS COVID pass can either:

- Display the pass on a smartphone (internet signal may be required)
- Download the pass to a smartphone
- Download and print a physical copy to be brought to the event

It is recommended that you download a copy to your smartphone, to avoid any issues regarding signal at the stadium. Supporters also have the ability to download and print a physical copy of the digital pass.

The digital NHS COVID pass expires every 30 days.



PAPER COVID PASS

Supporters who are over 18 and fully vaccinated, but do not have the ability to obtain a digital passport through a computer, tablet or smartphone, can request a paper NHS COVID pass.

Also, supporters who do not have photographic ID must use register for the paper NHS COVID pass.

Please note, supporters should wait **FIVE** days after the final dose before requesting the paper copy.

This service is available seven days a week, between 9am and 5pm. To request a paper NHS COVID pass, call **0300 303 5667**. GP's cannot provide this service.

Please note this can take up to 10 working days to arrive, therefore supporters who must use this service are recommended to do so as soon as possible.



Recent Negative Lateral Flow Test Result

From October 11, those who are not fully vaccinated and are over the age of 17, must have a recent negative Lateral Flow Test result (within 48 hours), to attend any event with more than 10,000 people.

Swansea City urges supporters who are not fully vaccinated to ensure they have Lateral Flow Tests available to use, when required.

The tests must be taken at home, 48 hours prior to attending the Swansea.com Stadium.

Within the LFT kit, there are clear instructions on how to take the test and record the results.

It is imperative that fans DO NOT bring their physical test with them, but record the LFT result with the NHS.

This can be done by visiting the website [HERE](#) or calling **119** (open between 7am and 11pm daily).



When the result has been recorded, you will receive a text message and email from the NHS, which looks similar to the below. This is deemed as a valid NHS COVID pass.

LFT kits are available to order online from the government website [HERE](#). They are also available to collect from local libraries and most pharmacies – supporters can check for the nearest collection point [HERE](#).

Further Information

We will endeavour to update fans with further information when available.